

Results, Facilities & Umpire Reporting

A Herts Cricket App has been designed to report match results.

In order to access the App visit www.hertsleague.co.uk and select the download button from the home page. The App is available for both Android and Apple IOS. You can also report results directly from options on the website which will work on a PC, mobile phone or tablet.

Once you click on download on the relevant operating system, you will be directed to either the Google Play store or the Apple App Store. Simply follow the download instructions.

Once you have downloaded the App you will need to ask your Club's League contact for the necessary Username and Password. You will need this to enter the main menu in the App. This should only need to be done once as the App will remember the details.

Herts Results reporting

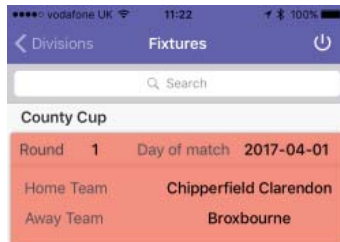
Results can be input via either the mobile App or the website.

All results, **including cancelled and abandoned games**, are to be reported **by 9.00pm on the day of the match**.

It is the responsibility of all **home XI** captains to report the result by the required deadline. The home XI is the side that appears first in the fixture list in this Handbook, regardless of where the game is played. If the result is not reported before the deadline on the day of the match the **home XI will automatically be penalised 5 league points**.

App Login

1. Open the app on your device
2. Enter your username and password (only needs entering first time)
3. You will see the current and previous HOME matches for the team you are captain
 - If logged in using the Admin user then all matches for your Club will be shown
 - Both League and Cup matches are shown



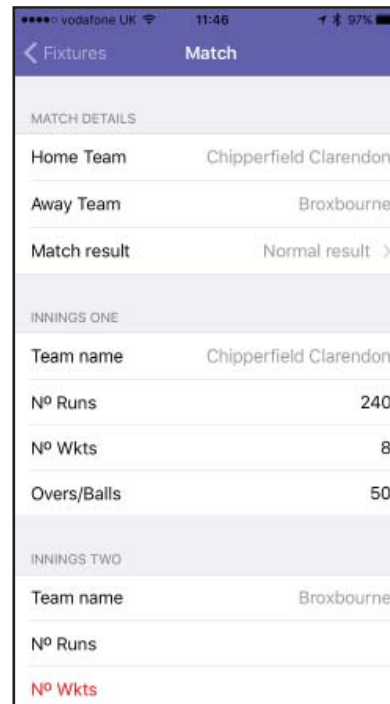
Current and previous fixtures are shown

Match Result Submission

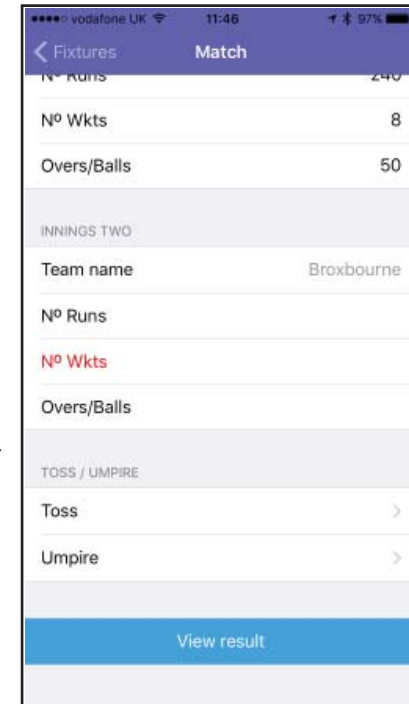
1. Click on Submit Match Result
2. This will then take you to the reporting screen. (see opposite for the screen options)
3. Once you have input all the required information click "View result".
If any details have been missed or input incorrectly you will not be able to submit the results until corrected
If successful, a Results Summary page is shown detailing the result and points allocations.

4. Select "Report" to register the result
A confirmation screen will be displayed to confirm successful submission.
5. The results and tables on the website will be updated automatically

Name	Input Type	Options and Required information
Home Team	n/a	Displays the Home Team
Away Team	n/a	Displays the Away Team
Match Outcome	Selection List	Normal Result, Rain affected match, Cancelled match, Conceded, Duckworth Lewis (Premier Matches only)
Innings One		
Team Batting First	Selection List	Home Team, Away Team
1st Innings Total Runs	Numerical	Amount of runs in 1st innings
1st Innings Wickets Lost	Numerical	Total wickets lost in 1st innings
1st Innings Total Overs	Numerical	Total overs / balls in 1st innings (format nn.n)
Innings Two		
Team Batting Second	n/a	Automatically selected
2nd Innings Total Runs	Numerical	Amount of runs in 2nd innings
2nd Innings Wickets Lost	Numerical	Total wickets lost in 2nd innings
2nd Innings Total Overs	Numerical	Total overs / balls in 2nd innings (format nn.n)
Toss / Umpire		
Toss Won by	Selection List	Team Batting First, Team Batting Second
Umpires Provided	Selection List	Panel Umpires, By Both Teams, Only Home Team, Only Away Team, By Neither Team



On the left is the top of the results entry screen. Enter the details and scroll down to select "View Result" once all option entered

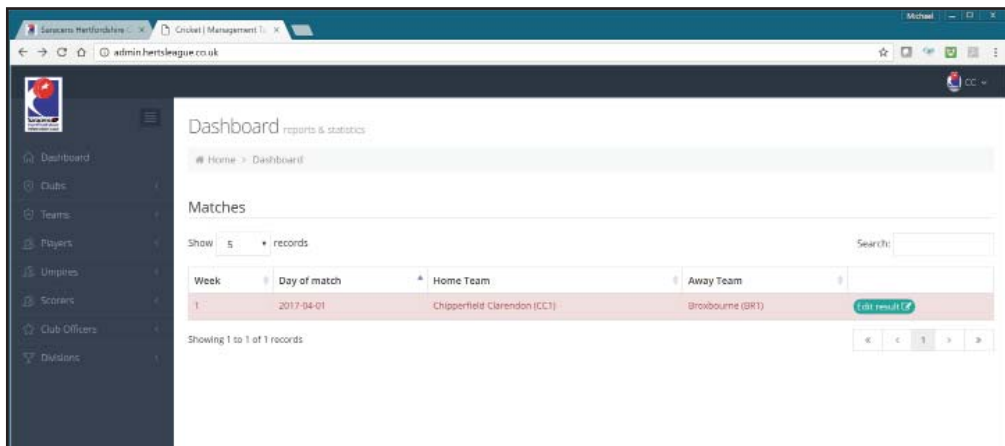


Website Dashboard

Results can also be entered using the website together with the Facilities reports and Umpire Marks.

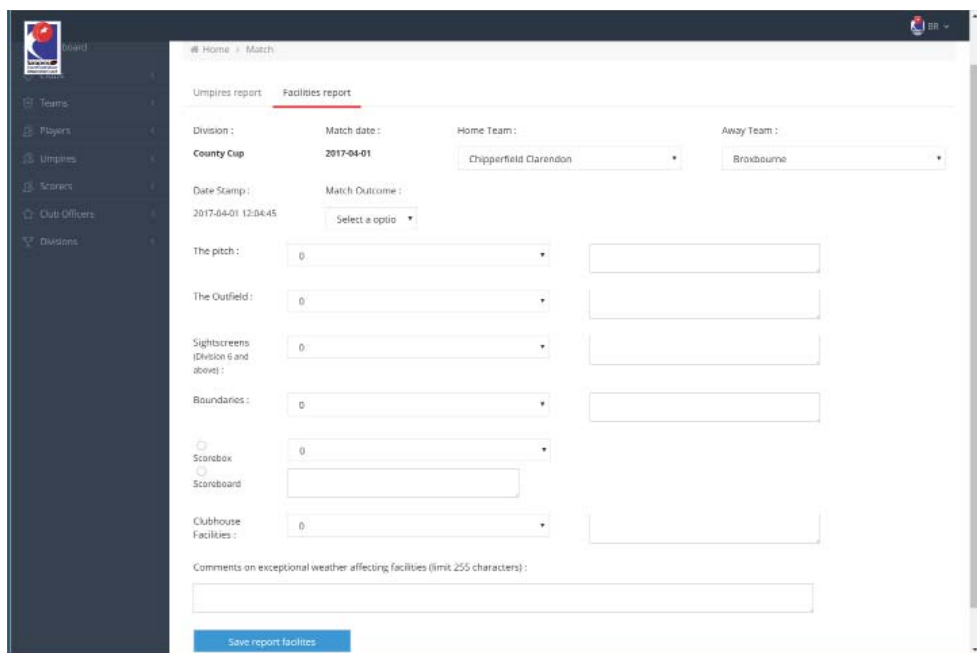
1. Login to the website with details supplied by your club and a "Dashboard" will be displayed.
2. Options to edit the result and enter facilities reports and umpire marks will be shown.

Note. Only the home team will have the option to enter the result, only the away team will be able to enter a facilities report and both teams' umpires marks.



Facilities Marks Reporting (for Division One and below)

Facilities marks must be entered by the **visiting captain** for all matches, including cancelled or abandoned, by 11pm on the Friday following every match.

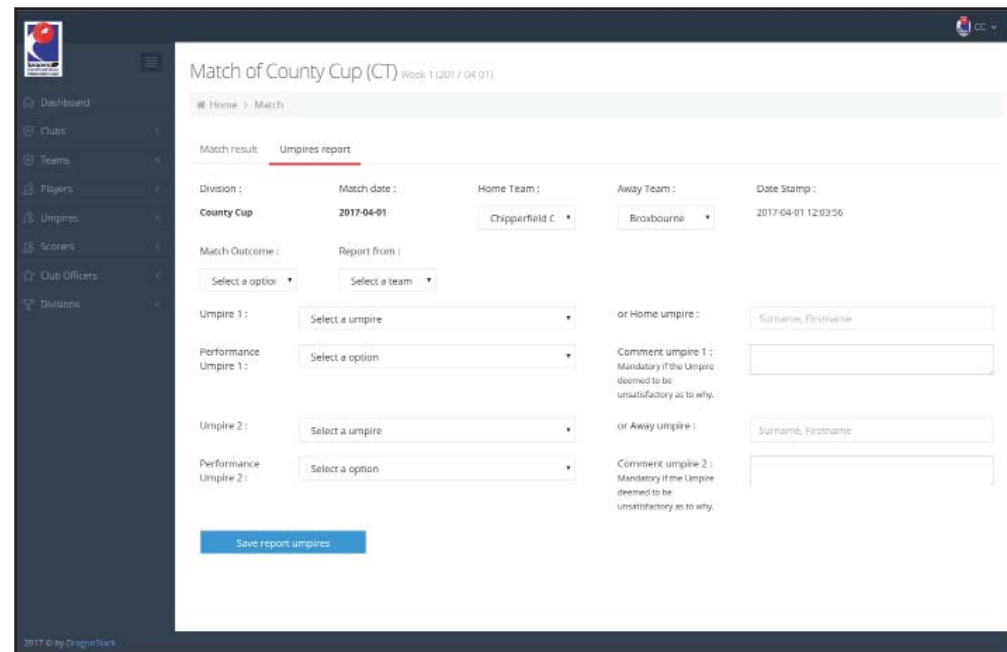


Once you have filled in all the relevant details click on "Save report facilities" to submit.

Please note that the date and time of each report is automatically recorded. Failure to comply with the Friday deadline will result in the Club incurring a fine of £20 for each offence, rising to £40 if the report is entered after 11pm on the second Friday after the match.

Umpires Marks Reporting (Divisions 1-6b)

Umpires reports must be entered by **both captains** for all matches in Divisions 1-6b, including cancelled or abandoned, by 11pm on the Friday following every match.



Once you have filled in all the relevant details click on "Save report umpires" to submit.

Please note that the date and time of each report is automatically recorded. For Divisions 1, 2a and 2b there is a £20 fine for failing to report by the Friday deadline, rising to £40 if the report is entered after 11pm on the second Friday after the match.

Umpires Marks Reporting (Premier and Championship)

In the Premier Division and Championship umpires marks are to be entered via the form on the 'Who's The Umpire' system (www.whostheumpire.com) by 11pm Friday. Any problems must be reported immediately to Peter Hintridge.